

Potency Results

Sample Name: 2ml Garlic Breath Live Resin
Client:
Batch ID:

Pinnacle-Analytics.com
 3549 Lear Way, Suite 101
 Medford OR 97504
 P:(541)300-8217

Sample ID: rC-HS-355-E1795

Date Sampled: 8/16/2024

Matrix: Concentrate

Date Reported: 8/21/2024

Prep Analyst: Jeff A.

Client License: N/A

Analysis Method: 0668534+1 H4 5-24-2024 #1.lcm

For R&D Purposes Only

Sampling Method: N/A

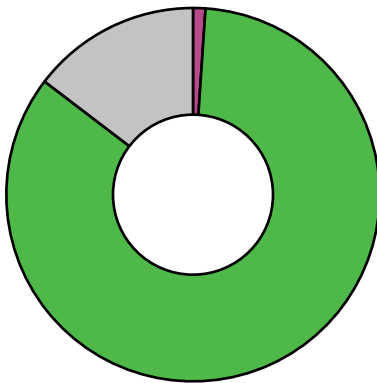
Reference Method: JCB 2009: HPLC/DAD

Analysis Batch: 8-19-2024 H4 128, 272, 355, 403, 449 Solids

Total THC (THCA*0.877+d9-THC) **73.9%**
Total CBD (CBDA*0.877+CBD) **<LOQ%**
Moisture Content **N/A**

Cannabinoid	% Weight	mg/g
CBDVA	<LOQ	<LOQ
CBDV	<LOQ	<LOQ
CBDA*	<LOQ	<LOQ
CBGA	<LOQ	<LOQ
CBG	<LOQ	<LOQ
CBD*	<LOQ	<LOQ
THCV	<LOQ	<LOQ
CBN	1.07	10.7
d9-THC*	<LOQ	<LOQ
d8-THC*	<LOQ	<LOQ
CBC	<LOQ	<LOQ
THCA*	84.3	843.0
Total Cannabinoids	85.37	854.0


*ORELAP Accredited Analyte
 Limit Of Quantitation: 0.2%, analyte not measured



- CBN
- THCA*
- Other



These test results may not be altered or reproduced except in full without the permission of Pinnacle Analytics. These results were generated following the Oregon Administrative Rules and in accordance with the NELAP Institute under ORELAP License #4152
 Report generated by Routine_Potency_Rev13_8-1-2023


 Kris Ford, PhD
 Lab Director



PINNACLE — ANALYTICS —

Quality Control Results

Analyst: Jeff A.

Analysis Batch: 8-19-2024 H4 128, 272, 355, 403, 449 Solids


Pinnacle-Analytics.com
3549 Lear Way, Suite 101
Medford OR 97504
P:(541)300-8217

	Duplicate RPD		LCS % Recovery		Method Blank	
	CS-0-E1219-f	Limit	C-SL-081924	Limits	C-SB-081924	Limit
CBDA	1.31%	10%	103.0%	90-110%	<LOQ/2	LOQ/2
CBD	1.32%	10%	102.0%	90-110%	<LOQ/2	LOQ/2
d9-THC	0.868%	10%	101.0%	90-110%	<LOQ/2	LOQ/2
d8-THC	1.52%	10%	102.0%	90-110%	<LOQ/2	LOQ/2
THCA	1.47%	10%	103.0%	90-110%	<LOQ/2	LOQ/2

RPD: Relative Percent Difference between unknown sample and its duplicate
LCS: Laboratory Control Sample with known concentration
Case Comments: There were no divergences from ordinary Quality Control procedures or SOPs.



These test results may not be altered or reproduced except in full without the permission of Pinnacle Analytics. These results were generated following the Oregon Administrative Rules and in accordance with the NELAP Institute under ORELAP License #4152
Report generated by Routine_Potency_Rev13_8-1-2023


Kris Ford, PhD
Lab Director