

northern lights

 Sample ID: SA-250110-55042
 Batch: nll
 Type: In-Process Material
 Matrix: Concentrate - Badder
 Unit Mass (g):

 Received: 12/11/2024
 Completed: 01/10/2025

Client
 WNC-CBD
 PO Box 17865
 Asheville, NC 28806
 USA

Summary

Test	Date Tested	Status
Cannabinoids	12/24/2024	Tested
Terpenes	01/10/2025	Tested

0.117 % Δ9-THC	80.3 % Δ9-THCA	81.6 % Total Cannabinoids	Not Tested Moisture Content	Not Tested Foreign Matter	Yes Internal Standard Normalization
--------------------------	--------------------------	-------------------------------------	---------------------------------------	-------------------------------------	---

Cannabinoids by HPLC-PDA and GC-MS/MS

Analyte	LOD (%)	LOQ (%)	Result (%)	Result (mg/g)
CBC	0.0095	0.0284	ND	ND
CBCA	0.0181	0.0543	ND	ND
CBCV	0.006	0.018	ND	ND
CBD	0.0081	0.0242	ND	ND
CBDA	0.0043	0.013	ND	ND
CBDV	0.0061	0.0182	ND	ND
CBDVA	0.0021	0.0063	ND	ND
CBG	0.0057	0.0172	ND	ND
CBCA	0.0049	0.0147	ND	ND
CBL	0.0112	0.0335	ND	ND
CBLA	0.0124	0.0371	ND	ND
CBN	0.0056	0.0169	ND	ND
CBNA	0.006	0.0181	0.318	3.18
CBT	0.018	0.054	ND	ND
Δ4,8-iso-THC	0.0067	0.02	ND	ND
Δ8-iso-THC	0.0067	0.02	ND	ND
Δ8-THC	0.0104	0.0312	ND	ND
Δ8-THCV	0.0067	0.02	ND	ND
Δ9-THC	0.0076	0.0227	0.117	1.17
Δ9-THCA	0.0084	0.0251	80.3	803
Δ9-THCV	0.0069	0.0206	ND	ND
Δ9-THCVA	0.0062	0.0186	0.887	8.88
exo-THC	0.0067	0.02	ND	ND
Total Δ9-THC			70.5	705
Total			81.6	816

ND = Not Detected; NT = Not Tested; LOD = Limit of Detection; LOQ = Limit of Quantitation; RL = Reporting Limit; Δ = Delta; Total Δ9-THC = Δ9-THCA * 0.877 + Δ9-THC; Total CBD = CBDA * 0.877 + CBD;



 Generated By: Ryan Bellone
 CCO
 Date: 01/10/2025



 Tested By: Scott Caudill
 Laboratory Manager
 Date: 12/24/2024

 ISO/IEC 17025:2017 Accredited
 Accreditation #108651


northern lights

 Sample ID: SA-250110-55042
 Batch: nll
 Type: In-Process Material
 Matrix: Concentrate - Badder
 Unit Mass (g):




 Received: 12/11/2024
 Completed: 01/10/2025

Client
 WNC-CBD
 PO Box 17865
 Asheville, NC 28806
 USA

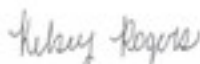
Terpenes by GC-MS

Analyte	LOD (%)	LOQ (%)	Result (%)	Analyte	LOD (%)	LOQ (%)	Result (%)
α -Bisabolol	0.002	0.01	0.0403	Limonene	0.002	0.01	0.509
(+)-Borneol	0.002	0.01	ND	Linalool	0.002	0.01	0.0982
Camphene	0.002	0.01	<LOQ	β -myrcene	0.002	0.01	0.142
Camphor	0.004	0.02	ND	Nerol	0.002	0.01	ND
3-Carene	0.002	0.01	<LOQ	cis-Nerolidol	0.002	0.01	ND
β -Caryophyllene	0.002	0.01	0.496	trans-Nerolidol	0.002	0.01	0.0346
Caryophyllene Oxide	0.002	0.01	0.0736	Ocimene	0.002	0.01	0.0661
α -Cedrene	0.002	0.01	ND	α -Phellandrene	0.002	0.01	ND
Cedrol	0.002	0.01	ND	α -Pinene	0.002	0.01	0.138
Eucalyptol	0.002	0.01	ND	β -Pinene	0.002	0.01	0.0534
Fenchone	0.004	0.02	ND	Pulegone	0.002	0.01	ND
Fenchyl Alcohol	0.002	0.01	0.0188	Sabinene	0.002	0.01	ND
Geraniol	0.002	0.01	ND	Sabinene Hydrate	0.002	0.01	ND
Geranyl Acetate	0.002	0.01	ND	α -Terpinene	0.002	0.01	<LOQ
Guaiol	0.002	0.01	ND	γ -Terpinene	0.002	0.01	<LOQ
Hexahydrothymol	0.002	0.01	ND	α -Terpineol	0.001	0.005	0.0284
α -Humulene	0.002	0.01	0.0742	γ -Terpineol	0.001	0.005	ND
Isoborneol	0.002	0.01	ND	Terpinolene	0.002	0.01	0.413
Isopulegol	0.002	0.01	ND	Valencene	0.002	0.01	0.0103
				Total Terpenes (%)			2.22

ND = Not Detected; NT = Not Tested; LOD = Limit of Detection; LOQ = Limit of Quantitation; P = Pass; F = Fail; RL = Reporting Limit; Values over action limits may be estimates




 Generated By: Ryan Bellone
 CCO
 Date: 01/10/2025



 Tested By: Kelsey Rogers
 Scientist
 Date: 01/10/2025
