

## Potency Results

Sample Name: *Tangie*

Client:

Client Batch ID:

Pinnacle-Analytics.com  
3549 Lear Way, Suite 101  
Medford OR 97504  
P:(541)300-8217

**Sample ID:** rC-CS-128-D821

Date Sampled: 7/7/2023

**Matrix:** Concentrate

Date Reported: 7/8/2023

**Prep Analyst:** Jeff A.

Client License: N/A

**Analysis Method:** 0630322+1 H3 4-20-2022 #1.lcm

For R&D Purposes Only

**Sampling Method:** N/A

**Reference Method:** JCB 2009: HPLC/DAD

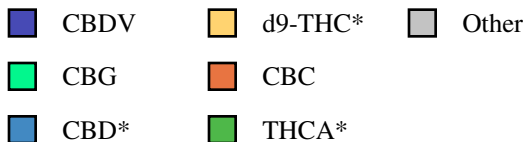
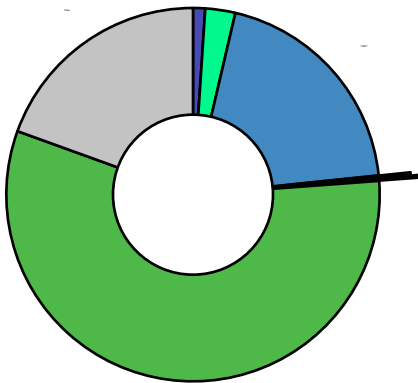
**Analysis Batch:** 7-8-2023 H3 42, 128 Solids

<b>Total THC</b> (THCA*0.877+d9-THC)	49.9%
<b>Total CBD</b> (CBDA*0.877+CBD)	19.7%
<b>Moisture Content</b>	N/A


Cannabinoid	% Weight	mg/g
CBDVA	<LOQ	<LOQ
CBDV	1.05	10.5
CBDA*	<LOQ	<LOQ
CBGA	<LOQ	<LOQ
CBG	2.6	26.0
CBD*	19.7	197.0
THCV	<LOQ	<LOQ
CBN	<LOQ	<LOQ
d9-THC*	0.239	2.39
d8-THC*	<LOQ	<LOQ
CBC	0.236	2.36
THCA*	56.7	567.0
<b>Total Cannabinoids</b>	<b>80.5</b>	<b>805.0</b>

\*ORELAP Accredited Analyte

Limit Of Quantitation: 0.2%, analyte not measured



These test results may not be altered or reproduced except in full without the permission of Pinnacle Analytics. These results were generated following the Oregon Administrative Rules and in accordance with the NELAP Institute under ORELAP License #4152  
Report generated by Routine\_Potency\_Rev11\_4-16-2023

  
Kris Ford, PhD  
Lab Director



## Quality Control Results

**Analyst:** Jeff A.

**Analysis Batch:** 7-8-2023 H3 42, 128 Solids


Pinnacle-Analytics.com  
 3549 Lear Way, Suite 101  
 Medford OR 97504  
 P:(541)300-8217

	Duplicate RPD		LCS % Recovery		Method Blank	
	CS-0-D819-b	Limit	C-SL-070823	Limits	C-SB-070823	Limit
<b>CBDA</b>	<LOQ%	30%	97.7%	90-110%	<LOQ/2	LOQ/2
<b>CBD</b>	5.71%	10%	99.8%	90-110%	<LOQ/2	LOQ/2
<b>d9-THC</b>	3.85%	10%	98.2%	90-110%	<LOQ/2	LOQ/2
<b>d8-THC</b>	<LOQ%	30%	N/A%	90-110%	<LOQ/2	LOQ/2
<b>THCA</b>	<LOQ%	30%	95.2%	90-110%	<LOQ/2	LOQ/2

RPD: Relative Percent Difference between unknown sample and its duplicate  
 LCS: Laboratory Control Sample with known concentration  
 Case Comments: There were no divergences from ordinary Quality Control procedures or SOPs.



These test results may not be altered or reproduced except in full without the permission of Pinnacle Analytics. These results were generated following the Oregon Administrative Rules and in accordance with the NELAP Institute under ORELAP License #4152  
 Report generated by Routine\_Potency\_Rev11\_4-16-2023

  
 Kris Ford, PhD  
 Lab Director