

Potency Results

Sample Name: *Watermelon Rush*

Client: Blank

Client Batch ID:

Pinnacle-Analytics.com
3549 Lear Way, Suite 101
Medford OR 97504
P:(541)300-8217

Sample ID: rC-H-355-F280

Matrix: Flower

Prep Analyst: Jeff A.

Analysis Method: 0717363 H3 1-27-2025 #1.lcm

Sampling Method: N/A

Reference Method: JCB 2009: HPLC/DAD

Analysis Batch: 1-30-2025 H3 302 Flower

Date Sampled: 1/30/2025

Date Reported: 1/31/2025

Client License: N/A

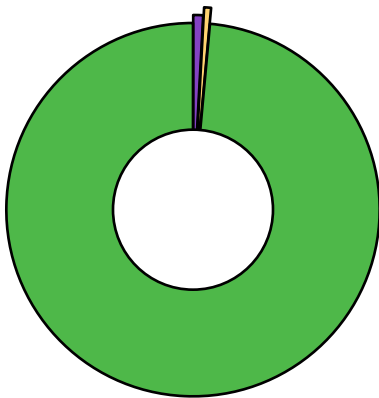
For R&D Purposes Only

| | |
|--------------------------------------|-------|
| Total THC (THCA*0.877+d9-THC) | 32.4% |
| Total CBD (CBDA*0.877+CBD) | <LOQ% |
| Moisture Content | 15.7% |

| Cannabinoid | % Weight | mg/g |
|---------------------------|--------------|--------------|
| CBDVA | <LOQ | <LOQ |
| CBDV | <LOQ | <LOQ |
| CBDA* | <LOQ | <LOQ |
| CBGA | 0.317 | 3.17 |
| CBG | <LOQ | <LOQ |
| CBD* | <LOQ | <LOQ |
| THCV | <LOQ | <LOQ |
| CBN | <LOQ | <LOQ |
| d9-THC* | 0.223 | 2.23 |
| d8-THC* | <LOQ | <LOQ |
| CBC | <LOQ | <LOQ |
| THCA* | 36.7 | 367.0 |
| Total Cannabinoids | 37.24 | 372.0 |

*ORELAP Accredited Analyte


Limit Of Quantitation: 0.1%, analyte not measured



- CBGA
- d9-THC*
- THCA*



These test results may not be altered or reproduced except in full without the permission of Pinnacle Analytics. These results were generated following the Oregon Administrative Rules and in accordance with the NELAP Institute under ORELAP License #4152
Report generated by Routine_Potency_Rev15_12-23-2024


Kris Ford, PhD
Lab Director



Quality Control Results

Analyst: Jeff A.

Analysis Batch: 1-30-2025 H3 302 Flower


Pinnacle-Analytics.com
 3549 Lear Way, Suite 101
 Medford OR 97504
 P:(541)300-8217

| | Duplicate RPD | | LCS % Recovery | | Method Blank | |
|---------------|---------------|-------|----------------|---------|--------------|-------|
| | H-0-F247-b | Limit | C-FL-013025 | Limits | C-FB-013025 | Limit |
| CBDA | <LOQ% | 30% | 102.0% | 90-110% | <LOQ/2 | LOQ/2 |
| CBD | 1.53% | 30% | 104.0% | 90-110% | <LOQ/2 | LOQ/2 |
| d9-THC | 1.03% | 30% | 102.0% | 90-110% | <LOQ/2 | LOQ/2 |
| d8-THC | <LOQ% | 30% | 103.0% | 90-110% | <LOQ/2 | LOQ/2 |
| THCA | 0.386% | 10% | 101.0% | 90-110% | <LOQ/2 | LOQ/2 |

RPD: Relative Percent Difference between unknown sample and its duplicate
 LCS: Laboratory Control Sample with known concentration
 Case Comments: There were no divergences from ordinary Quality Control procedures or SOPs.



These test results may not be altered or reproduced except in full without the permission of Pinnacle Analytics. These results were generated following the Oregon Administrative Rules and in accordance with the NELAP Institute under ORELAP License #4152
 Report generated by Routine_Potency_Rev15_12-23-2024


 Kris Ford, PhD
 Lab Director